



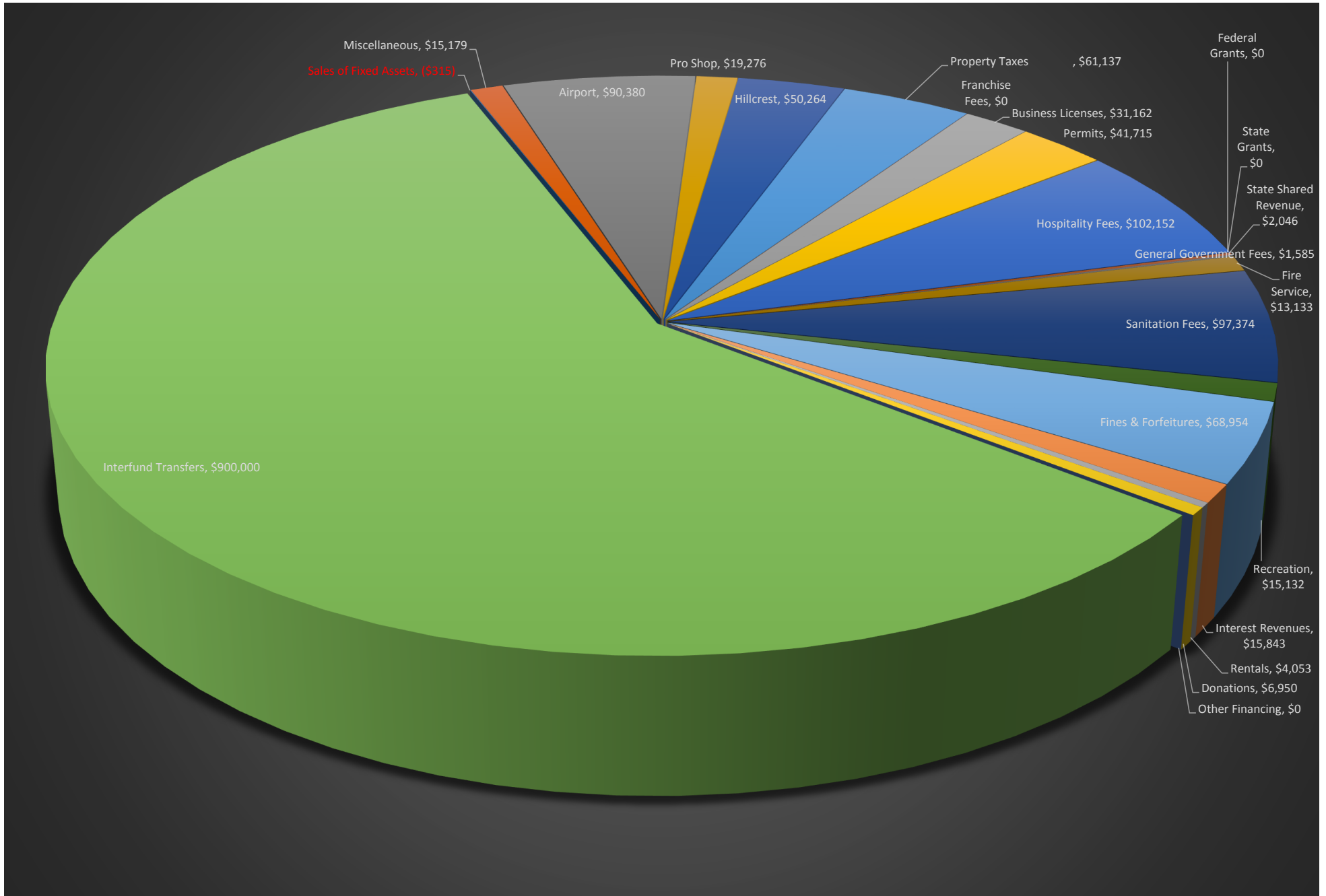
City of Orangeburg
Monthly Financial Report FY 2017-2018
For Month Ending November 30, 2017
Adopted Budget

Financial Management Report
Revenues by Department
FY 2017-2018

Through Month Ending November 30, 2017

<u>Revenue Classification</u>	<u>Adopted Budget</u>	<u>Current Month Transactions</u>	<u>Y-T-D Balance</u>	<u>Adopted Budget Less YTD Balance</u>	<u>% Used</u>
Property Taxes	\$3,633,008	\$42,058	\$61,137	\$3,571,871	1.68%
Franchise Fees	\$149,000	\$0	\$0	\$149,000	0.00%
Business Licenses	\$3,100,336	\$6,845	\$31,162	\$3,069,174	1.01%
Permits	\$40,459	\$1,655	\$41,715	(\$1,256)	103.10%
Hospitality Fees	\$1,237,000	\$102,152	\$102,152	\$1,134,848	8.26%
Federal Grants	\$0	\$0	\$0	\$0	0.00%
State Grants	\$190,000	\$0	\$0	\$190,000	0.00%
State Shared Revenue	\$346,000	\$2,046	\$2,046	\$343,954	0.59%
General Government Fees	\$4,800	\$100	\$1,585	\$3,215	33.02%
Fire Service	\$1,265,000	\$3,649	\$13,133	\$1,251,868	1.04%
Sanitation Fees	\$1,165,000	\$97,374	\$97,374	\$1,067,626	8.36%
Recreation	\$186,000	\$12,590	\$15,132	\$170,868	8.14%
Fines & Forfeitures	\$562,600	\$25,273	\$68,954	\$493,646	12.26%
Interest Revenues	\$82,000	\$7,834	\$15,843	\$66,157	19.32%
Rentals	\$39,000	\$1,586	\$4,053	\$34,947	10.39%
Donations	\$9,000	\$3,150	\$6,950	\$2,050	77.22%
Other Financing	\$1,095,700	\$0	\$0	\$1,095,700	0.00%
Interfund Transfers	\$6,243,609	\$450,000	\$900,000	\$5,343,609	14.41%
Sales of Fixed Assets	\$140,000	\$0	(\$315)	\$140,315	-0.23%
Miscellaneous	\$63,700	\$11,873	\$15,179	\$48,521	23.83%
Airport	\$514,031	\$59,934	\$90,380	\$423,652	17.58%
Pro Shop	\$115,650	\$8,373	\$19,276	\$96,374	16.67%
Hillcrest	\$400,400	\$19,095	\$50,264	\$350,136	12.55%
Total	\$20,582,293	\$855,588	\$1,536,021	\$19,046,272	192.54%

City of Orangeburg Revenue Breakdown Year to Date Figures Fiscal Year 17-18

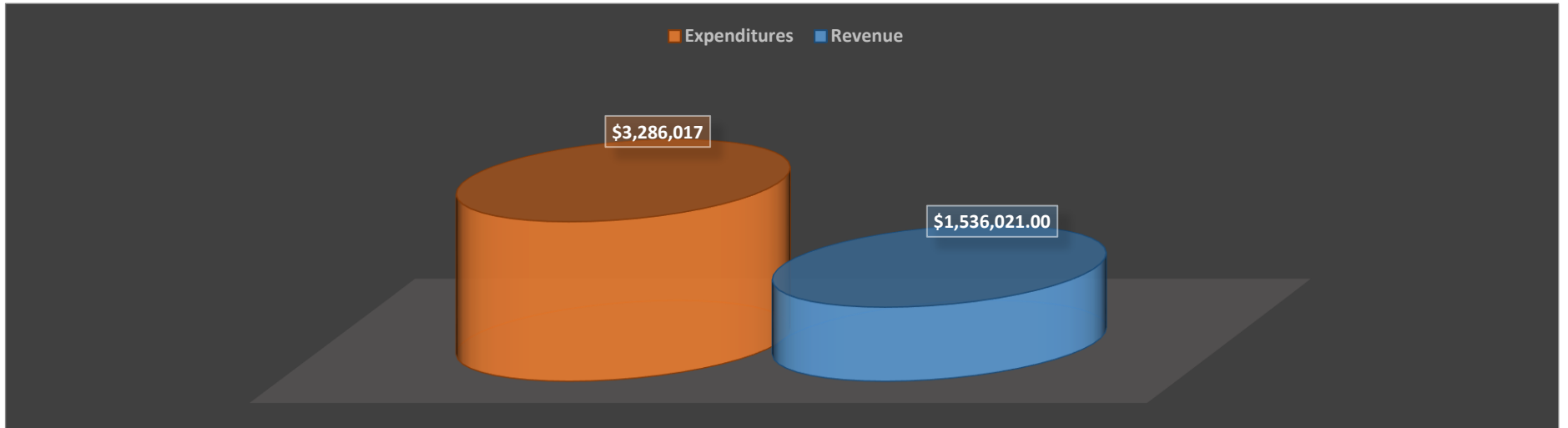


**Financial Management Report
Expenditures by Department
FY 2017-2018**

Through Month Ending November 30, 2017

<u>Dept #</u>	<u>Budget</u>	<u>Adopted Budget</u>	<u>Current Month Transactions</u>	<u>Y-T-D Encumbrances</u>	<u>Y-T-D Balance</u>	<u>Adopted Budget Less YTD Balance</u>	<u>% Used</u>
1	Executive	\$456,555	\$43,090	\$11,136	\$83,874	\$361,545	21%
10	Finance	\$1,177,252	\$99,253	\$0	\$163,471	\$1,013,781	14%
20	Administration	\$647,258	\$76,320	\$0	\$145,759	\$501,499	23%
40	Public Works	\$2,497,664	\$272,554	\$3,186	\$405,914	\$2,088,565	16%
60	Dept of Public Safety	\$8,492,203	\$997,713	\$74,621	\$1,558,325	\$6,859,256	19%
70	Parks & Recreation	\$2,092,051	\$272,078	\$0	\$412,492	\$1,679,559	20%
80	Non-Operating	\$3,472,058	\$123,871	\$0	\$130,780	\$3,341,278	4%
90	Service	\$717,171	\$126,863	\$27,836	\$168,658	\$520,677	27%
170	Airport	\$1,326,623	\$80,181	\$0	\$110,611	\$1,216,012	8%
180	Hillcrest Pro Shop	\$115,650	\$3,443	\$0	\$4,771	\$110,879	4%
185	Hillcrest Golf Course	\$656,806	\$57,922	\$162,948	\$101,364	\$392,494	40%
Total		\$21,651,291	\$2,153,288	\$279,727	\$3,286,017	\$18,085,547	16.47%

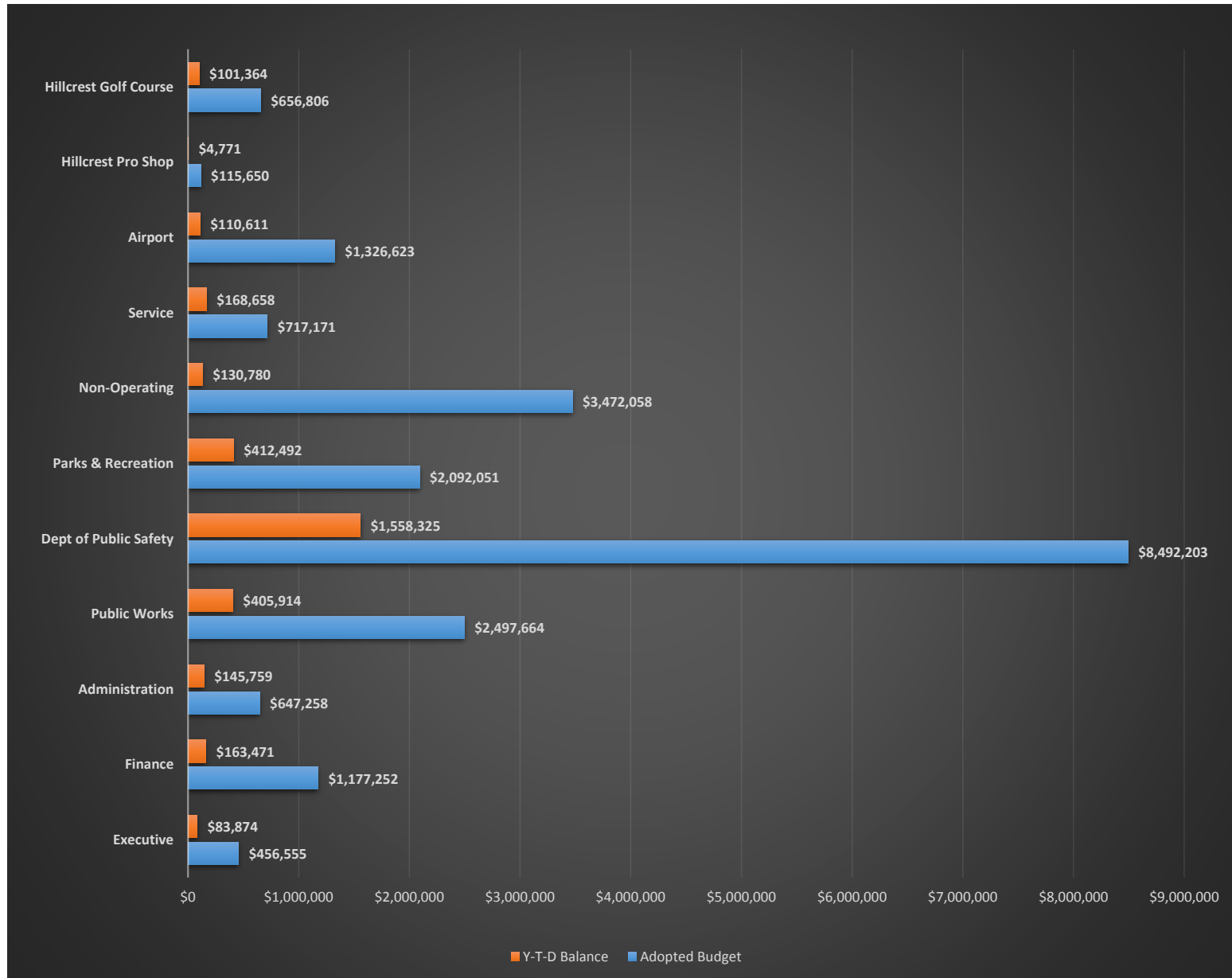
City of Orangeburg
Revenues and Expenditures
Budget Amounts Utilized or Collected Fiscal Year 17-18



City of Orangeburg

Budget versus Actual Expenditures

Current Fiscal Year to Date Fiscal Year 17-18



**City of Orangeburg
Current Fiscal Year Fund Balances
For Month Ending November 30, 2017**

<u>Fund #</u>	<u>Account</u>	<u>Balance</u>
1101	State Investment Pool	\$8,060,130.22
50	Firemen's Fund	\$101,216.53
60	Sunnyside Cemetery Fund	\$69,338.52
65	Orangeburg Cemetery Fund	\$15,954.18
80	SC Festival of Roses	\$15,483.76
90	Accommodations Tax Fund	\$37,821.31
95	Hospitality & Accommodations Tax Fund	\$1,296,470.43
095-2074	Hospitality & Accommodations Tax Investment Account	\$1,542,228.11
99	2006 County Capital 1% Sales Tax Account	\$2,593,966.35
099-2073	2006 County Capital Investment Account	\$1,616,935.39
110	Fire Equipment Fund	\$212.28
115	Victim's Advocate Fund	\$5,909.16
120	Drug Fund	\$90,800.12
130	Self Insurance Fund	\$185,035.46
188	Hillcrest Golf Course Capital	\$19,019.76
190	Stevenson Auditorium Renovation	\$28,508.11
200	Edisto Senior Games	\$4,673.62
300	Delinquent Tax Account	\$5,853.96
650	Community Development Corporation	\$16,259.60